

Wiltshire
Cricket

Super 1s Activity Booklet

Name: _____

Contents Page:

Activity 1: Spot the Difference	3
Activity 2: Making a Mascot	5
Activity 3: Colourful Clothing	7
Activity 4: Cricket World Cup Colouring	8
Activity 5: Take England to Glory	9
Activity 6: Cricket Fact File	11
Activity 7: Cricket Wordsearch	14
Activity 8: Find the Pairs	15
Activity 9: Rebound Catching	16
Activity 10: Keepy-up Challenge	16
Activity 11: Target Practise	17
Activity 12: Target Batting Challenge	17
Activity 13: Active Assault Course	18
Activity 14: Fitness Challenge	19
Activity 15: Head, Shoulders, Knees, Ball	20
Activity 16: Batting Bingo	21
Activity 17: Hide and Seek	22

Important information:

We would love to see your work throughout this Activity Booklet, particularly your practical activities! ***MUST HAVE PARENT/CARER CONSENT***

If you would like to send us videos of you doing these activities, please contact:

harry.mattingley@wiltshirecricket.co.uk or on Twitter @WiltsCricket.

We would love to see your work, particularly the practical activities, why not record yourself doing some of the activities and send them to us! ***YOU MUST HAVE PARENTAL CONSENT***

Activity 1: Spot the Difference.

Here are some photos of international cricket.

For this activity there are 4 sets of photos, **with 3 differences in each**, if you can spot a difference make sure you **circle** it!

HINT* Some of these differences may be hard to spot if your activity book is in black and white.



We would love to see your work, particularly the practical activities, why not record yourself doing some of the activities and send them to us!

YOU MUST HAVE PARENTAL CONSENT



We would love to see your work, particularly the practical activities, why not record yourself doing some of the activities and send them to us! ***YOU MUST HAVE PARENTAL CONSENT***

Activity 2: Making a Mascot

Most Cricket teams have a mascot and a logo to represent their team. Usually, the logo and mascot are related to their team name. For example, the mascot for the “Leicestershire Foxes” is a Fox.



Design your own mascot and Logo for the **England** cricket team:

Mascot (For Planning your Mascot)

Logo (For Planning your Logo)

We would love to see your work, particularly the practical activities, why not record yourself doing some of the activities and send them to us!

YOU MUST HAVE PARENTAL CONSENT


Mascot (Final Mascot Design)

Logo (Final Logo Design)

Activity 3: Colourful Clothing

Now that you have designed your Badge and Mascot, you need to design some colourful clothing to take England to World Cup glory.

Using the picture below, can you design your own coloured clothing?



Activity 4: Cricket World Cup Colouring

In 2019, England and Wales hosted the Cricket World Cup, and England won by the barest of margins! The logo below could be found at every major cricket ground in the country in 2019, but we think it needs to have an update! Can you colour the logo to represent England winning the World Cup?



We would love to see your work, particularly the practical activities, why not record yourself doing some of the activities and send them to us! ***YOU MUST HAVE PARENTAL CONSENT***

Activity 5: Take England to Glory

For the next World Cup, England have challenged you to build your dream team.

They have decided you have a budget of **£130m**.

Please select **5 batters, 2 all-rounders, 1 wicketkeeper and 3 bowlers** who you think deserve to be in your dream team.

Below are the list of some of the best players in England to chose from.

HINT* If you don't know some of these cricketers, why not watch some videos of them on YouTube?!

PLAYERS:	PLAYER ROLE:	COST:	<input checked="" type="checkbox"/>
Ben Stokes	All-rounder	£22m	
Sam Curran	All-rounder	£8m	
Jos Butler	All-rounder	£16m	
Chris Woakes	All-rounder	£8m	
Moeen Ali	All-rounder	£10m	
Dom Bess	All-rounder	£5m	
Jonny Bairstow	Wicketkeeper	£14m	
Ben Foakes	Wicketkeeper	£6m	
Sam Billings	Wicketkeeper	£6m	
James Anderson	Bowler	£14m	
Pat Brown	Bowler	£6m	
Jofra Archer	Bowler	£18m	
Stuart Broad	Bowler	£8m	
Harry Gurney	Bowler	£4m	
Adil Rashid	Bowler	£12m	
Jack Leach	Bowler	£6m	
Mark Wood	Bowler	£8m	
Jake Ball	Bowler	£4m	
Toby Roland-Jones	Bowler	£5m	
Olly Stone	Bowler	£6m	
David Willey	Bowler	£5m	
Dawid Malan	Batter	£12m	
Alex Hales	Batter	£14m	

We would love to see your work, particularly the practical activities, why not record yourself doing some of the activities and send them to us! ***YOU MUST HAVE PARENTAL CONSENT***

Eoin Morgan	Batter	£18m	
Joe Root	Batter	£14m	
Zak Crawley	Batter	£4m	
Jason Roy	Batter	£10m	
Tom Banton	Batter	£8m	
James Vince	Batter	£4m	
Dom Sibley	Batter	£6m	
Adam Lyth	Batter	£4m	
Lewis Gregory	Batter	£4m	
TOTAL COST OF ALL PLAYERS SELECTED:		£	Million

Additional space for working out the cost of your dream team:

Team Sheet:

Please write out your team sheet from the list above after selecting them from the list above:

PLAYER ROLE:	PLAYER NAME:	COST:
Batter 1:		
Batter 2:		
Batter 3:		
Batter 4:		
Batter 5:		
All-rounder 1:		
All-rounder 2:		
Wicketkeeper 1:		
Bowler 1:		
Bowler 2:		
Bowler 3:		
TOTAL COST OF YOUR DREAM TEAM:		£ Million

We would love to see your work, particularly the practical activities, why not record yourself doing some of the activities and send them to us! ***YOU MUST HAVE PARENTAL CONSENT***

Try to find at least 4 interesting facts for each player!



Eoin Morgan

- Number of runs/wickets
- Number of catches
- Their age/where they were born
- Different team each player has played for
- Their favourite food/drink
- Brands they are sponsored by

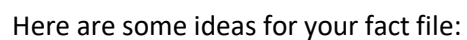
[illegible]



- Number of runs/wickets
- Number of catches
- Their age/where they were born
- Different team each player has played for
- Their favourite food/drink
- Brands they are sponsored by

Jofra Archer

This image shows a blank sheet of white paper with horizontal ruling lines. The lines are evenly spaced and run across the width of the page. There are no margins, text, or other markings on the paper.



- Number of runs/wickets
- Number of catches
- Their age/where they were born
- Different team that each player has played for
- Their favourite foods/drinks
- Brands they are sponsored by

Tom Banton

This image shows a blank sheet of white paper with horizontal ruling lines. The lines are evenly spaced and run across the width of the page. There are no margins or other markings on the paper.

Activity 7: Cricket Wordsearch

Find all of the cricket related words in the word search below.

Then, for the next activity use them to match up the words with their definition.

Q	F	T	E	S	C	F	B	H	Y	R	U	S	U	K	B	D	R	B	I
B	A	L	L	Q	O	F	F	T	Y	G	M	A	S	V	H	Y	E	K	P
J	U	B	A	U	M	U	V	C	U	N	P	I	D	Q	Z	G	C	D	X
C	S	J	R	C	K	J	F	S	C	M	I	E	N	G	L	A	N	D	X
D	T	A	F	V	N	K	U	R	C	B	R	M	I	Y	D	Z	U	A	S
O	R	W	E	H	O	W	Z	A	T	X	E	B	U	T	X	Z	O	Z	P
T	A	X	H	R	S	G	J	C	U	R	S	X	F	H	Y	S	B	A	Z
B	L	E	G	V	J	U	A	X	R	A	C	B	H	W	U	I	B	V	Z
A	I	Z	D	G	Y	R	S	V	J	I	O	I	Y	I	S	A	O	G	E
L	A	Z	H	U	K	I	T	D	S	A	C	X	B	C	U	I	W	C	G
L	T	Y	Z	A	G	U	I	O	C	S	A	K	G	K	U	I	L	R	D
T	Z	S	I	X	V	G	O	U	T	A	A	G	E	E	Y	U	E	C	R
S	M	N	T	S	A	G	Y	Y	J	S	A	C	H	T	Y	U	R	T	H
G	G	V	S	U	A	D	G	H	J	U	T	E	X	V	B	N	U	S	V
A	X	F	H	U	M	C	S	G	H	C	A	U	G	H	T	J	U	T	U
S	Y	B	D	S	A	P	T	Y	J	G	D	A	Y	S	V	S	H	J	R
I	Y	E	Y	O	R	K	E	R	S	B	U	T	R	E	W	S	G	H	S
C	J	Y	R	S	F	G	Y	D	J	B	F	S	A	H	W	T	U	I	C
Z	V	H	Y	E	W	A	Z	V	G	Y	U	I	G	S	S	D	G	Y	U
F	I	E	L	D	E	R	S	T	V	H	Y	U	M	A	I	D	E	N	I

Below are the words you need to find:

Howzat	Out	Maiden
Caught	Ashes	Bouncer
Four	Dotball	Stumped
England	Umpire	Wicket
Australia	Yorker Ball	Six
Fielder	Cricket	Bowler

Activity 8: Find the Pairs

Using the definitions below, write down which word you think matches the definition.

To fill in the answers for each definition, use the words from the wordsearch.

1. A bowler delivers a ball, and it bounces up to the batter's head.

2. The fielding team shout this word if they think the batter is out.

3. In cricket, the competition between England and Australia is called the

4. A batter scores _____ runs when they hit the ball along the floor and it crosses the boundary line.
5. A batter scores _____ runs when they hit the ball in the air and it flies over the boundary line, without bouncing.
6. The person who ensures all of the players are following the rules and playing within the 'spirit of cricket'. _____
7. A _____ is when the batter does not score any runs from that delivery. It is called this because the scorer uses a 'dot' symbol in the scorebook.
8. An over is 6 legal deliveries. If a batter does not score any runs in an over, it is called a

9. A batter is out, if they leave their crease and the wicket keeper uses the ball to hit the stumps. This method of dismissal is called being

10. Bonus Question: How many players on one 1 team? _____

Activity 9: Rebound Catching.

The best cricketer always practise hard! In Cricket, catching is a skill that is really important to work on for people who want to be the best!

All you will need for this activity is a ball and a wall!

Time yourself for 1 minute, throwing the ball against the wall and catching it again, keeping score of how many successful catches you make.

You can record your scores below – Try and beat your score each day!

Day 1	Day 2	Day 3	Day 4	Day 5	Day 6	Day 7	Day 8	Day 9	Day 10
Day 11	Day 12	Day 13	Day 14	Day 15	Day 16	Day 17	Day 18	Day 19	Day 20

Activity 10: Keepy-up Challenge

The best cricketers in the world practice every day!

Using a bat and a ball, how many 'Keep-ups' can you do? Use the table below to record your best score for each day.

(If it's too easy on the bat-face, why not use the edge of the bat)

Day 1	Day 2	Day 3	Day 4	Day 5	Day 6	Day 7	Day 8	Day 9	Day 10
Day 11	Day 12	Day 13	Day 14	Day 15	Day 16	Day 17	Day 18	Day 19	Day 20

We would love to see your work, particularly the practical activities, why not record yourself doing some of the activities and send them to us! ***YOU MUST HAVE PARENTAL CONSENT***

Activity 11: Target Practice

Throwing is a very important skill in the game of cricket. In this activity, practice your throwing and aiming skills by creating different targets around your house. You could use a ball and a bucket or perhaps some crumpled-up paper and a saucepan.

(Note for parents: This activity could start relatively easy by placing the bucket on the floor in front of you. Progress the activity by asking your child to bounce the paper off a wall, add an obstacle in the way or even create a 'golf course' of different targets around the house).

Don't forget to record how many targets you managed to knock down each day!

Day 1	Day 2	Day 3	Day 4	Day 5	Day 6	Day 7	Day 8	Day 9	Day 10
Day 11	Day 12	Day 13	Day 14	Day 15	Day 16	Day 17	Day 18	Day 19	Day 20

Activity 12: Target Batting Challenge.

Cricketers need to be able to find gaps in the field to score runs. So why not try doing it yourself.

All you will need is a tennis ball, some items to create goals, and a tee to hit off (try using the centre of a toilet roll).

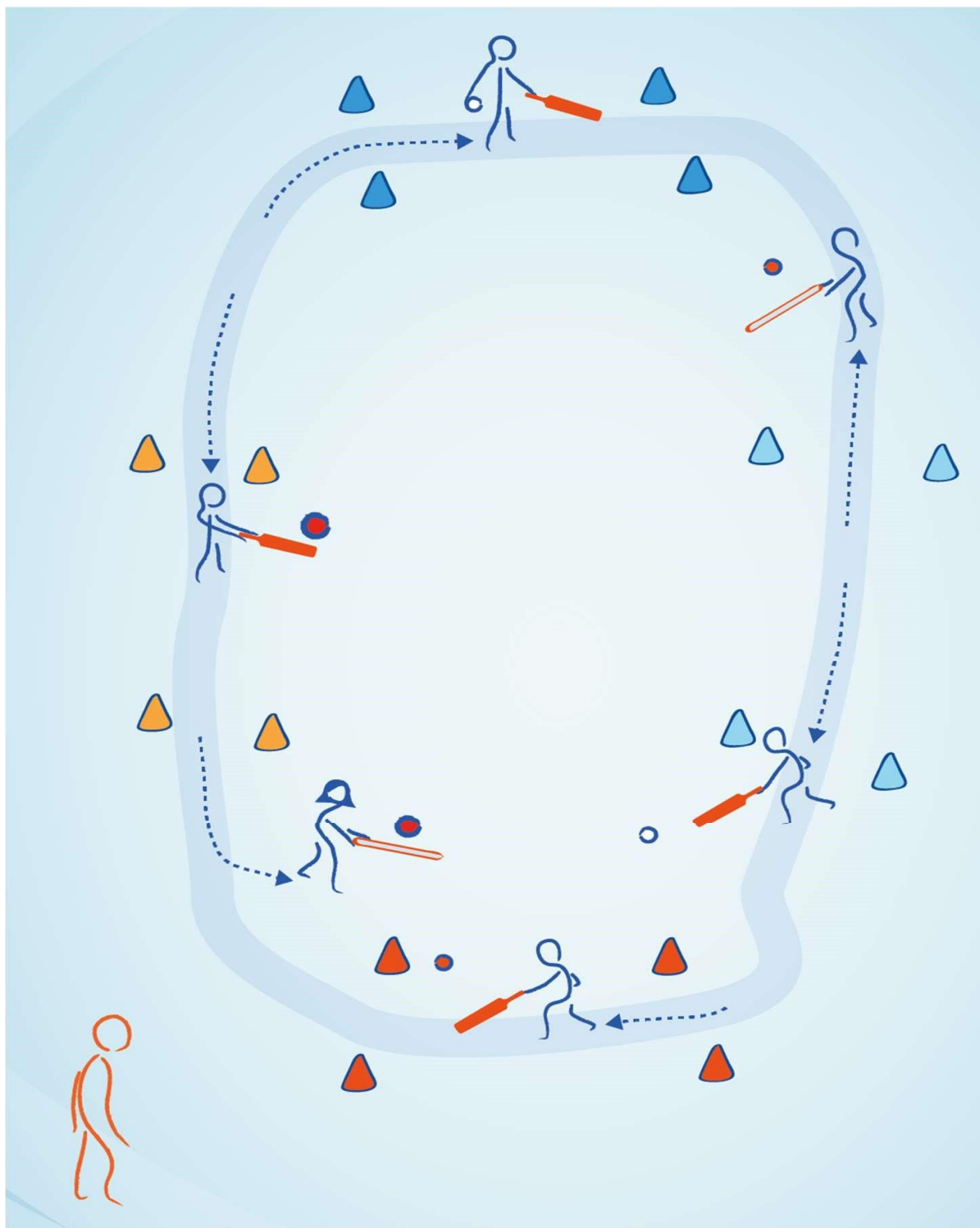
Next place goals of different sizes in different places throughout the playing area. Everytime you get the ball through the goals, give yourself a point and record your scores in the table below.

Day 1	Day 2	Day 3	Day 4	Day 5	Day 6	Day 7	Day 8	Day 9	Day 10
Day 11	Day 12	Day 13	Day 14	Day 15	Day 16	Day 17	Day 18	Day 19	Day 20

We would love to see your work, particularly the practical activities, why not record yourself doing some of the activities and send them to us! ***YOU MUST HAVE PARENTAL CONSENT***

Activity 13: Active Assault Course

Some Cricket matches are played over a 5-day period. This means that cricketers need to be really fit and agile. Using some items from around your house, create an obstacle course and dribble a ball around the course using your bat.




We would love to see your work, particularly the practical activities, why not record yourself doing some of the activities and send them to us! ***YOU MUST HAVE PARENTAL CONSENT***

Activity 14: Fitness Challenge

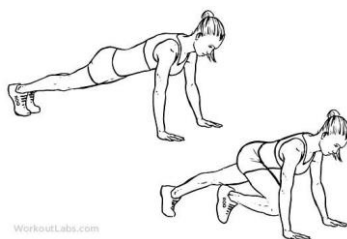
Are you as fit as Jos Buttler or Tammy Beaumont?

This fitness challenge can be completed everyday whilst you are at home. Using two dice or a 'Random Number Generator' (2-12), find out which fitness activities you will be doing today! You should do 5 every day!

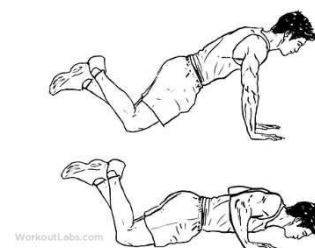


2. 30 Second Wall

Sit




3. 20 Mountain




4. 10 Knee Push Ups



5. 30 Second Plank




6. 10 Star Jumps



7. 5 Burpees


We would love to see your work, particularly the practical activities, why not record yourself doing some of the activities and send them to us! ***YOU MUST HAVE PARENTAL CONSENT***



8. 10 Lunges



9. 20 Catches


10. 30
seconds of
Wall sitting

Activity 15: Head, Shoulders, Knees, Ball

Cricketers also need to practice their reaction times. This activity needs 3 people. Firstly, put a ball on the floor between person 1 and person 2. Person 3 then calls out instructions for Person 1 and 2 ("Head, Shoulders, Feet, Nose, BALL). As the instructions are called, the players should use both hands to touch the correct body part. When 'BALL' is called, it is a race to pick the ball up.

Keep a score to see which player is the fastest!

Activity 16: Batting Bingo

This activity is for the whole family! Follow the instructions below and have fun playing a cricket variation of BINGO!

1. Copy the list of cricket words below onto paper, fold each of them separately and place them into a bowl or hat.
2. Using a sheet of paper for each player, draw the grid below on each sheet.
3. Choose 9 words from the list below, write one in each box of the grid.
4. Nominate a 'Bingo Caller' who will randomly pick words out of the bowl or hat. If he/she calls your word, cross it off.
5. The winner is the first person to cross off each of their cricket words.

Here are your words:

Howzat	Mid-On	Yorker
Bowler	Mid-Off	Leg-Spin
Batter	Square-Leg	Off-Spin
Four	Sweep	Flipper
Six	Drive	Doosra
Wicket	Cut	Cricket
Stumped	Wicket-Keeper	Gully
Caught	Captain	Fine-Leg
LBW	Slips	Third-man
Cover	Fielder	Pavilion
	Bouncer	

Here is an example bingo grid:

Activity 17: Hide and Seek

For this activity, you will need two objects of similar size. Ideally, this would be two tennis balls or cricket balls. With a partner, start in the same location in the house and shout "GO". You then have 30 seconds to hide the ball or object somewhere in your house. Once hidden, you must race your partner to find their ball/object. Why don't you keep a score to see who is best?

NAME:	NAME:	NAME:
Time to find:	Time to find:	Time to find:
Time to find:	Time to find:	Time to find:
Time to find:	Time to find:	Time to find:
Time to find:	Time to find:	Time to find:
Time to find:	Time to find:	Time to find:
Time to find:	Time to find:	Time to find:
Time to find:	Time to find:	Time to find:
Time to find:	Time to find:	Time to find:
Time to find:	Time to find:	Time to find:
Time to find:	Time to find:	Time to find:
Time to find:	Time to find:	Time to find:
Time to find:	Time to find:	Time to find:
Time to find:	Time to find:	Time to find:
Time to find:	Time to find:	Time to find:

We would love to see your work, particularly the practical activities, why not record yourself doing some of the activities and send them to us! ***YOU MUST HAVE PARENTAL CONSENT***